

PRIYA BHUSHAN SHARMA & COMPANY

CHARTERED ACCOUNTANTS

1299, SECTOR 15-B, CHANDIGARH

PHONE : 4627699, 4667699

INDEPENDENT AUDITOR'S REPORT

**To the Members of
MONETA FINANCE PRIVATE LIMITED**

1. Report on the Ind AS Financial Statements

We have audited the accompanying Indian Accounting Standards (Ind AS) financial statements of **Moneta Finance Private Limited** ("the Company"), which comprise the Balance Sheet as at March 31, 2019, the Statement of Profit and Loss (including other comprehensive income), and the statement of Cash Flows for the year then ended and a summary of significant accounting policies and other explanatory information (herein after referred as "Ind AS financial statements").

2. Management's Responsibility for the Financial Statements

The Company's Board of Directors is responsible for the matters stated in Section 134(5) of the Companies Act, 2013 ("the Act") with respect to the preparation of these Ind AS financial statements that give a true and fair view of the financial position, financial performance including other comprehensive income and cash flows of the Company in accordance with the accounting principles generally accepted in India, including the Indian Accounting Standards (Ind AS) prescribed under Section 133 of the Act read with relevant rules issued there under.

This responsibility also includes maintenance of adequate accounting records in accordance with the provisions of the Act for safeguarding the assets of the Company and for preventing and detecting frauds and other irregularities; selection and application of appropriate accounting policies; making judgments and estimates that are reasonable and prudent; and design, implementation and maintenance of adequate internal financial controls, that were operating effectively for ensuring the accuracy and completeness of the accounting records, relevant to the preparation and presentation of the Ind AS financial statements that give a true and fair view and are free from material misstatement, whether due to fraud or error.

3. Auditor's Responsibility

Our responsibility is to express an opinion on these Ind AS financial statements based on our audit.

We have taken into account the provisions of the Act, the accounting and auditing standards and matters which are required to be included in the audit report under the provisions of the Act and the Rules made there under

We have conducted our audit in accordance with the Standards on Auditing specified under Section 143(10) of the Act. Those Standards require that we comply with ethical requirements and plan and perform the audit to obtain reasonable assurance about whether the Ind AS financial statements are free from material misstatement.

An audit involves performing procedures to obtain audit evidence about the amounts and the disclosures in the Ind AS financial statements. The procedures selected depend on the auditor's judgment, including the assessment of the risks of material misstatement of the Ind AS financial statements, whether due to fraud or error. In making those risk assessments, the auditor considers internal financial control relevant to the Company's preparation of the Ind AS financial statements that give a true and fair view in order to design audit procedures that are appropriate in the circumstances. An audit also includes evaluating the appropriateness of the accounting policies used and the reasonableness of the accounting estimates made by the Company's Directors, as well as evaluating the overall presentation of the Ind AS financial statements.

We believe that the audit evidence we have obtained is sufficient and appropriate to provide a basis for our audit opinion on the Ind AS financial statements.

4. Opinion

In our opinion and to the best of our information and according to the explanations given to us, the aforesaid Ind AS financial statements give the information required by the Act in the manner so required and give a true and fair view in conformity with the accounting principles generally accepted in India including the Ind AS, of the financial position of the Company as at 31st March, 2019 and its financial performance including other comprehensive income and its cash flows for the year ended on that date.

5. Report on Other Legal and Regulatory Requirements

- A. As required by the Companies (Auditor's Report) Order, 2016 ("the Order") issued by the Central Government of India in terms of sub-section (11) of section 143 of the Companies Act 2013, we give in the Annexure "A" statement on the matters specified in paragraphs 3 and 4 of the Order to the extent applicable.
- B. As required by section 143(3) of the Act, we report that:
 - (a) we have sought and obtained all the information and explanations which to the best of our knowledge and belief were necessary for the purposes of our audit;
 - (b) in our opinion, proper books of account as required by law have been kept by the Company so far as it appears from our examination of those books;
 - (c) the balance sheet, the statement of Profit and Loss and statement of cash flows dealt with by this Report are in agreement with the books of account;

- (d) in our opinion, the aforesaid Ind AS financial statements comply with the Accounting Standards specified under Section 133 of the Companies Act 2013, read with the relevant rule issued there under;
- (e) on the basis of the written representations received from the directors as on March 31, 2019, and taken on record by the Board of Directors, none of the directors is disqualified as on March 31, 2019, from being appointed as a director in terms of subsection (2) of Section 164 of the Companies Act, 2013.
- (f) with respect to the adequate internal financial controls over financial reporting of the Company and operating effectiveness of such controls, refer to our separate report in "Annexure-B".

STATEMENT OF NON BANKING FINANCIAL COMPANIES

1. During the year, the Company has applied to the RBI to cancel the Certificate of Registration bearing certificate number B-06.00384 dated 20/12/2000 to carry on NBFC business which has been approved by the RBI vide its order dated 27-03-2019.
2. i) The board of directors have passed resolution for non acceptance of public deposits;
ii) The company has not accepted any public deposits during the year.
3. The company has complied with the norms of income recognition accounting standard etc, as applicable to it.

For Priya Bhushan Sharma & Company.

Chartered Accountants

Firm Registration No: 011325N



HIMANSHU VALECHA

Membership No.546047

Place : Chandigarh

Date : 22/04/2019

"Annexure A" to the Independent Auditors' Report

Referred to in paragraph 1 under the heading 'Report on Other Legal & Regulatory Requirement' of our report of even date to the financial statements of the Company for the year ended March 31, 2019:

- 1)
 - a) The company does not have any fixed asset.
 - b) The company does not have any fixed asset
 - c) There is no immovable property held in the name of the company

- 2) This company is NBFC and thus does not trade in inventories. Hence, this clause is not applicable to the company.

- 3) The Company has not granted any loans, secured or unsecured to companies, firms, Limited Liability partnerships or other parties covered in the Register maintained under section 189 of the Act. Accordingly, the provisions of clause 3 (iii) (a) to (C) of the Order are not applicable to the Company and hence not commented upon.

- 4) Company has not granted any loans, investments, guarantees, and security covered under section 185 & 186 of the Act. Accordingly the provisions of clause 4 of the Order are not applicable to the Company and hence not commented upon.

- 5) The Company has not accepted any deposits from the public and hence the directives issued by the Reserve Bank of India and the provisions of Sections 73 to 76 or any other relevant provisions of the Act and the Companies (Acceptance of Deposit) Rules, 2015 with regard to the deposits accepted from the public are not applicable.

- 6) As informed to us, the maintenance of Cost Records has not been specified by the Central Government under sub-section (1) of Section 148 of the Act, in respect of the activities carried on by the company. Hence the clause is not Applicable.

- 7)
 - (a) According to information and explanations given to us and on the basis of our examination of the books of account, and records, the Company has been generally regular in depositing undisputed statutory dues. including . According to the information and explanations given to us, no undisputed amounts payable in respect of the above were in arrears as at March 31, 2019 for a period of more than six months.

 - b) According to the information and explanation given to us, there are no dues of income tax, sales tax, service tax, duty of customs, duty of excise, value added tax outstanding on account of any dispute.


- 8) In our opinion and according to the information and explanations given to us, the Company has no dues to banks. The Company has not taken any loan either from financial institutions or from the government and has not issued any debentures.

- 9) Based upon the audit procedures performed and the information and explanations given by the management, the company has not raised moneys by way of initial public offer or further public offer including debt instruments. Accordingly, the provisions of clause 3 (ix) of the Order are not applicable to the Company and hence not commented upon.
- 10) Based upon the audit procedures performed and the information and explanations given by the management, we report that no fraud by the Company or on the company by its officers or employees has been noticed or reported during the year.
- 11) According to the information and explanations given to us and based on our examination of the records of the Company, the Company has not paid for managerial remuneration prescribed under Section 197 read with Schedule V to the Act.
- 12) In our opinion, the Company is not a Nidhi Company as per section 406 of the Act. Therefore, the provisions of this clause are not applicable to the Company.
- 13) In our opinion, there are no transaction with the related parties , which require discloser in compliance with section 177 and 188 of Companies Act, 2013 .
- 14) Based upon the audit procedures performed and the information and explanations given by the management, the company has not made any preferential allotment or private placement of shares or fully or partly convertible debentures during the year under review. Accordingly, the provisions of clause 3 (xiv) of the Order are not applicable to the Company and hence not commented upon.
- 15) Based upon the audit procedures performed and the information and explanations given by the management, the company has not entered into any non-cash transactions with directors or persons connected with them. Accordingly, the provisions of this clause are not applicable to the Company and hence not commented upon.
- 16) The company had been registered under section 45 IA of the Reserve Bank of India Act, 1934. However, During the year the Company has applied to the RBI to cancel the Certificate of Registration bearing certificate number B-06.00384 dated 20/12/2000 to carry on NBFC business which has been approved by the RBI vide its order dated 27-03-2019.

For PriyaBhushan Sharma &Co.

Chartered Accountants

Firm Reg. No. 011325N



HIMANSHU VALECHA

Partner

Membership No. 546047

Place: Chandigarh

Date: 22.04.19

ANNEXURE "B" TO THE INDEPENDENT AUDITOR'S REPORT

Report on the Internal Financial Controls under Clause (i) of Sub-section 3 of Section 143 of the Companies Act, 2013 ("the Act")

**To the Members of
Moneta Finance Private Limited**

We have audited the internal financial controls over financial reporting of **Moneta Finance Private Limited** ("the Company") as of March 31, 2019 in conjunction with our audit of the Ind AS financial statements of the Company for the year ended on that date.

Management's Responsibility for Internal Financial Controls

The Company's management is responsible for establishing and maintaining internal financial controls based on the internal control over financial reporting criteria established by the Company considering the essential components of internal control stated in the guidance note on Audit of Internal financial control over Financial Reporting issued by the Institute of Chartered Accountants of India. These responsibilities include the design, implementation and maintenance of adequate internal financial controls that were operating effectively for ensuring the orderly and efficient conduct of its business, including adherence to the Company's policies, the safeguarding of its assets, the prevention and detection of frauds and errors, the accuracy and completeness of the accounting records, and the timely preparation of reliable financial information, as required under the Companies Act, 2013.

Auditor's Responsibility

Our responsibility is to express an opinion on the Company's internal financial controls over financial reporting based on our audit. We conducted our audit in accordance with the Guidance Note on audit of Internal financial controls over financial reporting (the "Guidance Note") and the standards on auditing as specified under Section 143 (10) of the companies act, 2013, to the extent applicable to an audit of internal financial controls, both applicable to an audit of internal financial controls and, both issued by Institute of Chartered Accountants of India. Those standards and the guidance note require that we comply with ethical requirements and plan and perform the audit to obtain reasonable assurance about whether adequate Internal financial controls over financial reporting were established and maintained and if such controls operated effectively in all material respects.

Our audit involves performing procedures to obtain audit evidence about the adequacy of the internal financial control system over financial reporting and their operating effectiveness. Our audit of internal financial controls over financial reporting included obtaining an understanding of internal financial controls over financial reporting, assessing the risk that a material weakness exists, and testing and evaluating the design and operating effectiveness of internal control based on the assessed risk. The procedures selected depend on the auditor's judgment, including the assessment of the risks of material misstatement of the Ind AS financial statements, whether due to fraud or error.

We believe that the audit evidence we have obtained is sufficient and appropriate to provide a basis for our audit opinion on the internal financial controls system over financial reporting.

Meaning of Internal Financial Controls over Financial Reporting

A Company's internal financial control over financial reporting is a process designed to provide reasonable assurance regarding the reliability of financial reporting and the preparation of Ind AS financial statements for external purposes in accordance with generally accepted accounting principles. A Company's internal financial control over financial reporting includes those policies and procedures that (1) pertain to the maintenance of records, in reasonable detail, accurately and fairly reflect the transactions and dispositions of the assets of the Company; (2) provide reasonable assurance that transactions are recorded as necessary to permit preparation of Ind AS financial statements in accordance with the generally accepted accounting principles, and that receipts and expenditures of the Company are being made only in accordance with authorizations of management and directors of the Company; (3) provide reasonable assurance regarding prevention or timely detection of unauthorized acquisition, use, or disposition of the Company's assets that could have a material effect on the financial statements.

Inherent Limitations of Internal Financial Controls over Financial Reporting

Because of the inherent limitations of internal financial controls over financial reporting, including the possibility of collusion or improper management override of controls, material misstatements due to error or fraud may occur and not be detected. Also, projections of any evaluation of the internal financial controls over financial reporting to future periods are subject to the risk that the internal financial control over financial reporting may become inadequate because of changes in conditions, or that the degree of compliance with the policies or procedures may deteriorate.

Opinion

In our opinion, the Company has, in all material respects, an adequate internal financial controls system over financial reporting and such internal financial controls over financial reporting were operating effectively as at March 31,2019, based on the internal control over financial reporting criteria established by the Company considering the essential components of internal control stated in the Guidance Note on Audit of Internal Financial Controls over Financial Reporting issued by the Institute of Chartered Accountants of India.

For Priya Bhushan Sharma & Company.

Chartered Accountants

Firm Registration No: 011325N


HIMANSHU VALECHA
M,NO-546047

Place: Chandigarh

Date:22/04/2019

Moneta Finance Private Limited - Financial Statements

(All amounts are in Rs.)


Balance Sheet as on 31st March, 2019

Assets	Note No.	As at March 31, 2019	As at March 31, 2018
Non-current Assets			
(a) Financial Assets			
(i) Investments	4	1,93,68,780	2,02,17,506
(ii) Loans & Advances	5	-	-
(b) Deferred tax assets (net)		-	(1,957)
Total non-current assets		1,93,68,780	2,02,15,549
Current Assets			
(a) Financial Assets			
(i) Cash & cash equivalents	6	67,64,416	65,03,475
Total current assets		67,64,416	65,03,475
Total Assets		2,61,33,196	2,67,19,024
Equity and Liabilities	Note No.	As at March 31, 2019	As at March 31, 2018
Equity			
(a) Equity Share capital	7	1,02,00,000	1,02,00,000
(b) Other Equity	7	1,58,43,146	1,64,53,724
Total Equity		2,60,43,146	2,66,53,724
Liabilities			
Non-current Liabilities			
(a) Financial Liabilities			
(i) Borrowings		-	-
Total non-current liabilities		-	-
Current Liabilities			
(a) Other current liabilities	8	72,380	65,300
(b) Provisions	9	17,670	-
Total current liabilities		90,050	65,300
Total Liabilities		90,050	65,300
Total equity and liabilities		2,61,33,196	2,67,19,024


As per our report of even date attached


FOR PRIYA BHUSHAN SHARMA & CO.

Chartered Accountants
Firm Registration No. 011325N


(Himanshu Vatecha)
(Partner)
Membership No. :546047

For and on behalf of the Board


Dr. R.M. Kastia
DIRECTOR
DIN : 00053059


Nawratan Mal Bengani
DIRECTOR
DIN : 00466093

Place : Chandigarh
Dated: 22/04/2019

Moneta Finance Private Limited - Financial Statements

(All amounts are in Rs.)

Statement of Profit and loss for the year ended 31st March, 2019


Particulars	Note No.	For the year ended	
		March 31, 2019	March 31, 2018
I. INCOME			
Revenue from operations		-	-
Other Income	10	3,85,986	-
Total Revenue (I)		3,85,986	-
II. EXPENSE			
Finance Cost	11	68	34
Other Expenses	12	93,458	11,11,341
Total Expenses (II)		93,526	11,11,375
III Profit / (loss) before exceptional items and income tax (I-II)		2,92,460	(11,11,375)
IV Exceptional item (net of tax)		-	-
V Profit / (Loss) before tax (III - IV)		2,92,460	(11,11,375)
VI Tax expense			
Current tax		56,269	-
Deferred Tax		(1,957)	-
VII Profit/(loss) for the period (V-VI)		2,38,148	(11,11,375)
Particulars	Note No.	For the year ended 'March 31, 2019	For the year ended 'March 31, 2018
VIII Other Comprehensive Income			
B.) Items that will be reclassified to profit or loss;		-	-
(i) Changes in fair value of FVTOCI equity instruments;		(8,48,726)	-
Other comprehensive income for the year after tax (VIII)		(8,48,726)	14,756
Particulars	Note No.	For the year ended 'March 31, 2019	For the year ended 'March 31, 2018
IX Total comprehensive income for the year (VII + VIII)		(6,10,578)	(10,96,619)
Basic earnings per share	13	0.23	(1.09)
Diluted earnings per share	13	0.23	(1.09)

As per our report of even date attached

FOR PRIYA BHUSHAN SHARMA & CO.

Chartered Accountants

Firm Registration No. : 011325N




(Himanshu Valecha)

(Partner)

Membership No. :546047


For and on behalf of the Board



Dr. R.M. Kastia

DIRECTOR

DIN : 00053059



Nawratn Mal Bengani

DIRECTOR

DIN : 00466093

Place : Chandigarh

Dated: 22/04/2019

Moneta Finance Private Limited - Financial Statements
(All amounts are in Rs.)
Statement of Cash Flow for the year ended 31st March, 2019


Particulars	Note No.	For the year ended	For the year ended
		March 31, 2019	March 31, 2018
I. Cash Flow From Operating Activities			
Profit before income tax		2,92,460	(11,11,375)
Adjustments for			
Provision for Doubtful Debts		-	10,31,293
Fdr interest		(3,85,986)	
Finance costs			
Change in operating assets and liabilities			
increase / (decrease) in current asset		(38,599)	
Increase/(decrease) in provisions			
Increase/(decrease) in other current liabilities		7,080	(12,225)
Cash generated from operations		(1,25,045)	(92,307)
Income taxes paid			
Net cash inflow/(outflow) from operating activities		(1,25,045)	(92,307)
II Cash flows from investing activities			
Proceeds/ advancement of long term loans and advances			
Fdr interest		385986	
Net cash inflow/(outflow) from investing activities			
III Cash flows from financing activities			
Proceeds from issues of shares including premium			
Repayment of borrowings			
Interest paid			
Net cash inflow/(outflow) from financing activities			
IV Net increase (decrease) in cash and cash equivalents		2,60,941	(92,307)
VI Cash and cash equivalents at the beginning of the financial year		65,03,475	65,95,782
Effects of exchange rate changes on cash and cash equivalents			
VII Cash and cash equivalents at end of the year		67,64,416	65,03,475

Reconciliation of cash and cash equivalents as per the cash flow statement


Particulars	March 31, 2019	March 31, 2018
Cash and cash equivalents as per above comprise of the following		
Cash and cash equivalents	67,64,416	65,03,475
Bank overdrafts	-	-
Balances per statement of cash flows	67,64,416	65,03,475


As per our report of even date attached

FOR Priya bhushan sharma & CO.
Chartered Accountants
Firm Registration No. 011325N


(Himanshu Valecha)
(Partner)
Membership No. :546047

For and on behalf of the Board


Dr. R.M. Kastia
DIRECTOR
DIN : 00053059


Nawratan Mal Bengani
DIRECTOR
DIN : 00466093

Place : Chandigarh
Dated: 22/04/2019

Moneta Finance Private Limited - Financial Statements
(All amounts are in Rs.)

Statement of Changes in Equity for the period ended 31st March, 2019

Equity Share Capital

(Figures in Rs.)

Particulars	Amount
As at April 1, 2017	1,02,00,000
Changes in equity share capital	-
As at March 31, 2018	1,02,00,000
Changes in equity share capital	-
As at March 31, 2019	1,02,00,000

Other equity

	Reserves and Surplus							Total
	Share application money pending allotment	Equity component of compound financial instruments	Securities Premium Reserve	Retained Earnings	Equity Instruments through Other Comprehensive Income	Reversal of defined benefit plans - Other Comprehensive Income		
Balance as at April 1, 2017	-	-	1,26,00,000	49,50,343	-	-	1,75,50,343	
Changes in accounting policy or prior period errors	-	-	-	-	-	-	-	
Restated balance at the beginning of the reporting period	-	-	-	-	-	-	-	
Total Comprehensive Income for the year	-	-	-	(11,11,375)	14,756	-	(10,96,619)	
Security Premium Received during the year	-	-	-	-	-	-	-	
Transfer to retained earnings	-	-	-	-	-	-	-	
Any other change (to be specified)	-	-	-	-	-	-	-	
Balance as at March 31, 2018	-	-	1,26,00,000	38,38,968	14,756	-	1,64,53,724	
Changes in accounting policy or prior period errors	-	-	-	-	-	-	-	
Restated balance at the beginning of the reporting period	-	-	-	-	-	-	-	
Net profit of the year	-	-	-	2,38,148	(8,48,726)	-	(6,10,578)	
Total Comprehensive Income for the year	-	-	-	-	-	-	-	
Dividends	-	-	-	-	-	-	-	
Transfer to retained earnings	-	-	-	-	-	-	-	
deferred tax write back	-	-	-	-	-	-	-	
Balance as at March 31, 2019	-	-	1,26,00,000	40,77,116	(8,33,970)	-	1,58,43,146	

As per our report of even date attached

FOR PRIVA-BHUSHAN-SHARMA & CO.

Chartered Accountants
Firm Registration No.: 011325

546047

(Himanshu Yajecha)

(Partner)

Membership No.: 546047

Place: Chandigarh
Dated: 22/04/2019

For and on behalf of the Board

Ravi Kumar
Nawratna Mal Bengani

DR. R.M. Kasin

DIRECTOR

DIN : 00053059

Nawratna Mal Bengani

DIRECTOR

DIN : 00466093

Notes to the Standalone Financial Statements for the year ended March 31, 2019
(All amounts are in Rupees unless otherwise stated)

1. Corporate information

Moneta Finance Private Limited is a Private Company in India and incorporated under the provision of the Companies Act, 1956. It came into existence on 27th September, 1995. During the current year, the Company has surrendered its Certificate of Registration with RBI, bearing certificate number B-06.00384 dated 20/12/2000 to carry on the NBFC business. Accordingly, the Company has stopped carrying on NBFC business w.e.f. 04-01-2019.

2. Application of new and revised Ind -AS

All the Indian Accounting Standards issued and notified by the Ministry of Corporate Affairs under the Companies (Indian Accounting Standards) Rules, 2015 (as amended) readwith Section 133 of the Companies Act, 2013 to the extent applicable have been considered in preparing these financial

In March 2017, the Ministry of Corporate Affairs issued the Companies (Indian Accounting Standards) (Amendments) Rules, 2017, notifying amendments to Ind AS 7, 'Statement of cash flows' and Ind AS 102, 'Share-based payment.' These amendments are in accordance with the recent amendments made by International Accounting Standards Board (IASB) to IAS 7, 'Statement of cash flows' and IFRS 2, 'Share-based payment,' respectively. The amendments are applicable to the company from April 1, 2017.

Amendment to Ind AS 7:

The amendment to Ind AS 7 requires the entities to provide disclosures that enable users of financial statements to evaluate changes in liabilities arising from financing activities, including both changes arising from cash flows and non-cash changes, suggesting inclusion of a reconciliation between the opening and closing balances in the balance sheet for liabilities arising from financing activities, to meet the disclosure requirement.

The company is evaluating the requirements of the amendment and its effect on the financial statements.

Amendment to Ind AS 102:

The amendment to Ind AS 102 provides specific guidance to measurement of cash-settled awards, modification of cash-settled awards and awards that include a net settlement feature in respect of withholding taxes.

It clarifies that the fair value of cash-settled awards is determined on a basis consistent with that used for equity-settled awards. Market-based performance conditions and non-vesting conditions are reflected in the 'fair values', but non-market performance conditions and service vesting conditions are reflected in the estimate of the number of awards expected to vest. Also, the amendment clarifies that if the terms and conditions of a cash-settled share-based payment transaction are modified with the result that it becomes an equity-settled



share-based payment transaction, the transaction is accounted for as such from the date of the modification. Further, the amendment requires the award that includes a net settlement feature in respect of withholding taxes to be treated as equity-settled in its entirety. The cash payment to the tax authority is treated as if it was part of an equity settlement.

The company is evaluating the requirements of the amendment and its impact on the financial statements is being evaluated.

3. Significant accounting policies

3.1. Basis of preparation

3.1.1. Compliance with Ind AS

In accordance with the notification *dated 16th February, 2015*, issued by the Ministry of Corporate Affairs, the Company has adopted Indian Accounting Standards (referred to as "Ind AS") notified under the Companies (Indian Accounting Standards) Rules, 2015 with effect from April 1, 2016.

3.1.2. Historical Cost Convention

The Standalone Financial Statements have been prepared on the historical cost basis except for the followings:

- certain financial assets and liabilities and contingent consideration that is measured at fair value;
- assets held for sale measured at fair value less cost to sell;
- defined benefit plans plan assets measured at fair value; and

Historical cost is generally based on the fair value of the consideration given in exchange for goods and services.


The Standalone Financial Statements are presented in Indian Rupees except where otherwise stated.

3.2. Current versus non-current classification

The Company presents assets and liabilities in the balance sheet based on current/ non-current classification. An asset is treated as current when it is:

- a) Expected to be realised or intended to be sold or consumed in normal operating cycle
- b) Held primarily for the purpose of trading, or
- c) Expected to be realised within twelve months after the reporting period other than for (a) above, or
- d) Cash or cash equivalent unless restricted from being exchanged or used to settle a liability for at least twelve months after the reporting period

All other assets are classified as non-current.



A liability is current when:

- a) It is expected to be settled in normal operating cycle
- b) It is held primarily for the purpose of trading
- c) It is due to be settled within twelve months after the reporting period other than for (a) above, or
- d) There is no unconditional right to defer the settlement of the liability for at least twelve months after the reporting period.

All other liabilities are classified as non-current.

3.3. Fair value measurement

The Company measures financial instruments, such as, derivatives at fair value at each balance sheet date.

Fair value is the price that would be received to sell an asset or paid to transfer a liability in an orderly transaction between market participants at the measurement date.

A fair value measurement of a non-financial asset takes into account a market participant's ability to generate economic benefits by using the asset in its highest and best use or by selling it to another market participant that would use the asset in its highest and best use.

The Company uses valuation techniques that are appropriate in the circumstances and for which sufficient data are available to measure fair value, maximizing the use of relevant observable inputs and minimizing the use of unobservable inputs.

The Company categorizes assets and liabilities measured at fair value into one of three levels as follows:

- Level 1 — Quoted (unadjusted)

This hierarchy includes financial instruments measured using quoted prices.

- Level 2


Level 2 inputs are inputs other than quoted prices included within Level 1 that are observable for the asset or liability, either directly or indirectly.

Level 2 inputs include the following:

- a) quoted prices for similar assets or liabilities in active markets.
- b) quoted prices for identical or similar assets or liabilities in markets that are not active.
- c) inputs other than quoted prices that are observable for the asset or liability.
- d) Market – corroborated inputs.

- Level 3

They are unobservable inputs for the asset or liability reflecting significant modifications to observable related market data or Company's assumptions about pricing by market participants. Fair values are determined in whole or in part using a valuation model based on assumptions that are neither supported by prices from observable current market transactions in the same instrument nor are they based on available market data.



3.4. Financial instruments

A financial instrument is any contract that gives rise to a financial asset of one entity and a financial liability or equity instrument of another entity

3.4.1. Financial assets

Initial recognition and measurement

All financial assets are recognised initially at fair value plus, in the case of financial assets not recorded at fair value through profit or loss, transaction costs that are attributable to the acquisition of the financial asset. Purchases or sales of financial assets that require delivery of assets within a time frame are recognized on the trade date, i.e., the date that the Company commits to purchase or sell the asset.

Subsequent measurement

For purposes of subsequent measurement, financial assets are classified in following categories based on business model of the entity:

- Debt instruments at amortized cost
- Debt instruments at fair value through other comprehensive income (FVTOCI)
- Debt instruments, derivatives and equity instruments at fair value through profit or loss (FVTPL)
- Equity instruments measured at fair value through other comprehensive income (FVTOCI)

Debt instruments at amortized cost

A 'debt instrument' is measured at the amortized cost if both the following conditions are met:

- a) The asset is held within a business model whose objective is to hold assets for collecting contractual cash flows, and
- b) Contractual terms of the asset give rise on specified dates to cash flows that are solely payments of principal and interest (SPPI) on the principal amount outstanding.


After initial measurement, such financial assets are subsequently measured at amortized cost using the effective interest rate (EIR) method.

Debt instrument at FVTOCI

A 'debt instrument' is classified as at the FVTOCI if both of the following criteria are met:

- a) The objective of the business model is achieved both by collecting contractual cash flows and selling the financial assets, and
- b) The asset's contractual cash flows represent SPPI

Debt instruments included within the FVTOCI category are measured initially as well as at each reporting date at fair value. Fair value movements are recognized in the other comprehensive income (OCI). However, the Company recognizes interest income, impairment losses & reversals and foreign exchange gain or loss in the P&L. On derecognition of the asset, cumulative gain or loss previously recognized in OCI is reclassified from the equity to P&L. Interest earned whilst holding FVTOCI debt instrument is reported as interest income using the EIR method.



Debt instrument at FVTPL

Any debt instrument, which does not meet the criteria for categorization as at amortized cost or as FVTOCI, is classified as at FVTPL.

In addition, the Company may elect to designate a debt instrument, which otherwise meets amortized cost or FVTOCI criteria, as at FVTPL. However, such election is allowed only if doing so reduces or eliminates a measurement or recognition inconsistency (referred to as 'accounting mismatch'). The Company has not designated any debt instrument as at FVTPL.

Debt instruments included within the FVTPL category are measured at fair value with all changes recognized in the P&L.

Equity investments

All equity investments are measured at fair value. Equity instruments, the Company may make an irrevocable election to present in other comprehensive income subsequent changes in the fair value. The Company makes such election on an instrument by-instrument basis. The classification is made on initial recognition and is irrevocable

If the Company decides to classify an equity instrument as at FVTOCI, then all fair value changes on the instrument, excluding dividends, are recognized in the OCI. This amount is not recycled from OCI to P & L, even on sale of investment. However, the Company may transfer the cumulative gain or loss within equity.

Equity instruments included within the FVTPL category are measured at fair value with all changes recognized in the P&L.

Trade receivables

Trade receivables are recognized initially at fair value and subsequently measured at amortized cost using the effective interest method, less provision for impairment.

Cash and Cash equivalents

The Company considers all highly liquid financial instruments, which are readily convertible into known amounts of cash that are subject to an insignificant risk of change in value and having original maturities of three months or less from the date of purchase, to be cash equivalents. Cash and cash equivalents consist of balances with banks which are unrestricted for withdrawal and usage.

De-recognition

A financial asset is de-recognized only when

- The Company has transferred the rights to receive cash flows from the financial asset or
- retains the contractual rights to receive the cash flows of the financial asset, but assumes a contractual obligation to pay the cash flows to one or more recipients.

Where the Company has transferred an asset, it evaluates whether it has transferred substantially all risks and rewards of ownership of the financial asset. In such cases, the financial asset is de-recognized.

Where the Company has neither transferred a financial asset nor retains substantially all risks and rewards of ownership of the financial asset, the financial asset is de-recognised if the Group has not



retained control of the financial asset. Where the Group retains control of the financial asset, the asset is continued to be recognised to the extent of continuing involvement in the financial asset.

Impairment of financial assets

In accordance with Ind AS 109, the Company applies expected credit loss (ECL) model for measurement and recognition of Impairment loss on the following financial assets and credit risk exposure:

- a) Financial assets that are debt instruments, and are measured at amortized cost e.g., loans, debt securities, deposits, trade receivables and bank balance
- b) Financial assets that are debt instruments and are measured as at FVTOCI
- c) Lease receivables under Ind AS 17
- d) Trade receivables or any contractual right to receive cash or another financial asset that result from transactions that are within the scope of Ind AS 11 and Ind AS 18
- e) Loan commitments which are not measured as at FVTPL
- f) Financial guarantee contracts which are not measured as at FVTPL

The Company follows 'simplified approach' for recognition of impairment loss allowance on:

- Trade receivables or contract revenue receivables; and
- All lease receivables resulting from transactions within the scope of Ind AS 17

ECL impairment loss allowance (or reversal) recognized during the period is recognized as income/expense in the statement of profit and loss (P&L).

Financial liabilities

Classification as debt or equity

Financial liabilities and equity instruments issued by the company are classified according to the substance of the contractual arrangements entered into and the definitions of a financial liability and an equity instrument.

Initial recognition and measurement


Financial liabilities are recognised when the company becomes a party to the contractual provisions of the instrument. Financial liabilities are initially measured at the amortised cost unless at initial recognition, they are classified as fair value through profit and loss.

Subsequent measurement

Financial liabilities are subsequently measured at amortised cost using the effective interest rate method. Financial liabilities carried at fair value through profit or loss are measured at fair value with all changes in fair value recognised in the statement of profit and loss.

Trade and other payables

These amounts represent liabilities for goods and services provided to the Company prior to the end of financial period which are unpaid. Trade and other payables are presented as current liabilities unless payment is not due within 12 months after the reporting period. They are recognized initially at their fair value and subsequently measured at amortised cost using the effective interest method.



Loans and borrowings

After initial recognition, interest-bearing loans and borrowings are subsequently measured at amortized cost using the EIR method. Gains and losses are recognized in profit or loss when the liabilities are derecognized as well as through the EIR amortization process.

Derecognition

A financial liability is derecognised when the obligation under the liability is discharged or cancelled or expires.

3.5. Impairment of non-financial assets

The Company assesses, at each reporting date, whether there is an indication that an asset may be impaired. If any indication exists, or when annual impairment testing for an asset is required, the Company estimates the asset's recoverable amount. An asset's recoverable amount is the higher of an asset's or cash-generating unit's (CGU) fair value less costs of disposal and its value in use.

Recoverable amount is determined for an individual asset, unless the asset does not generate cash inflows that are largely independent of those from other assets or groups of assets.

When the carrying amount of an asset or CGU exceeds its recoverable amount, the asset is considered impaired and is written down to its recoverable amount.

In assessing value in use, the estimated future cash flows are discounted to their present value using a pre-tax discount rate that reflects current market assessments of the time value of money and the risks specific to the asset. In determining fair value less costs of disposal, recent market transactions are taken into account. If no such transactions can be identified, an appropriate valuation model is used.

Impairment losses of continuing operations, including impairment on inventories, are recognized in the statement of profit and loss.

A previously recognized impairment loss (except for goodwill) is reversed only if there has been a change in the assumptions used to determine the asset's recoverable amount since the last impairment loss was recognized. The reversal is limited to the carrying amount of the asset.

3.6. Revenue recognition

➤ Interest income


For all debt instruments measured either at amortized cost or at fair value through other comprehensive income, interest income is recorded using the effective interest rate (EIR).

➤ Dividends

Revenue is recognized when the Company's right to receive the payment is established, which is generally when shareholders approve the dividend.

3.7. Employee Benefits

Liability for gratuity is provided for when an employee completes the eligible period of service.



3.8. Borrowing Costs

Borrowing costs that are directly attributable to the acquisition, construction or production of qualifying asset are capitalized as part of cost of such asset. Other borrowing costs are recognized as an expense in the period in which they are incurred.

Borrowing costs consists of interest and other costs that an entity incurs in connection with the borrowing of funds.

3.9. Provisions, Contingent Liabilities and Contingent Assets

Provisions are recognized when the Company has a present obligation (legal or constructive) as a result of a past event, it is probable that an outflow of resources embodying economic benefits will be required to settle the obligation, and a reliable estimate can be made of the amount of the obligation.

The amount recognized as a provision is the best estimate of the consideration required to settle the present obligation at the end of the reporting period, taking into account the risks and uncertainties surrounding the obligation. When a provision is measured using the cash flows estimated to settle the present obligation, its carrying amount is the present value of those cash flows.

Contingent assets are disclosed in the Financial Statements by way of notes to accounts when an inflow of economic benefits is probable.

Contingent liabilities are disclosed in the Financial Statements by way of notes to accounts, unless possibility of an outflow of resources embodying economic benefit is remote.

3.10. Cash Flow Statement

Cash flows are reported using the indirect method. The cash flows from operating, investing and financing activities of the Company are segregated.


3.11. Earnings per share

Basic earnings per share are computed by dividing the net profit after tax by the weighted average number of equity shares outstanding during the period. Diluted earnings per share is computed by dividing the profit after tax by the weighted average number of equity shares considered for deriving basic earnings per share and also the weighted average number of equity shares that could have been issued upon conversion of all dilutive potential equity shares.

3.12. Income taxes

The income tax expense or credit for the period is the tax payable on the current period's taxable income based on the applicable income tax rate adjusted by changes in deferred tax assets and liabilities attributable to temporary differences and to unused tax losses, if any.

The current income tax charge is calculated on the basis of the tax laws enacted or substantively enacted at the end of the reporting period. Management periodically evaluates positions taken in tax returns with respect to situations in which applicable tax regulation is subject to interpretation. It



establishes provisions where appropriate on the basis of amounts expected to be paid to the tax authorities.

Deferred income tax is provided in full, using the liability method, on temporary differences arising between the tax bases of assets and liabilities and their carrying amounts in the Restated Consolidated Financial Information. However, deferred tax liabilities are not recognized if they arise from the initial recognition of goodwill. Deferred income tax is also not accounted for if it arises from initial recognition of an asset or liability in a transaction other than a business combination that at the time of the transaction affects neither accounting profit nor taxable profit (tax loss). Deferred income tax is determined using tax rates (and laws) that have been enacted or substantially enacted by the end of the reporting period and are expected to apply when the related deferred income tax asset is realized or the deferred income tax liability is settled.

The carrying amount of deferred tax assets are reviewed at the end of each reporting period and are recognized only if it is probable that future taxable amounts will be available to utilize those temporary differences and losses.

Deferred tax liabilities are not recognized for temporary differences between the carrying amount and tax bases of investments in subsidiaries, branches and associates and interest in joint arrangements where the Company is able to control the timing of the reversal of the temporary differences and it is probable that the differences will not reverse in the foreseeable future.

Deferred tax assets are not recognized for temporary differences between the carrying amount and tax bases of investments in subsidiaries, associates and interest in joint arrangements where it is not probable that the differences will reverse in the foreseeable future and taxable profit will not be available against which the temporary difference can be utilized.


Deferred tax assets and liabilities are offset when there is a legally enforceable right to offset current tax assets and liabilities and when the deferred tax balances relate to the same taxation authority. Current tax assets and tax liabilities are offset where the entity has a legally enforceable right to offset and intends either to settle on a net basis, or to realize the asset and settle the liability simultaneously.

Dividend distribution tax paid on the dividends is recognized consistently with the presentation of the transaction that creates the income tax consequence.


For Priya Bhushan Sharma & Co.


Chartered Accountants

Firm Reg. No. 011325N


(Himanshu Valecha)
Partner
M.No. : 546047

For and on behalf of the Board


(Dr.R.M.Kastia)
Director
DIN : 00053059


(Nawratn Mal Bengani)
Director
DIN : 00466093

Place : Chandigarh
Dated :22/04/2019


Moneta Finance Private Limited - Financial Statements
(All amounts are in Rs.)
Notes to Financial Statements for the year ended March 31, 2019

4 Non-Current Financial Assets - Investments

Particulars	As at March 31, 2019	As at March 31, 2018
Financial Assets Investments		
A.) Investments in Equity shares		
(i) Others*	8,68,780	17,17,506
B.) Investments in debentures or bonds	1,85,00,000	1,85,00,000
Total	1,93,68,780	2,02,17,506

Financial Assets - investments

Particulars	As at March 31, 2019			As at March 31, 2018		
	No. of Shares/ Debentures/ Units	Face value (Rs.)	Amount (Rs.)	No. of Shares/ Debentures/ Units	Face Value (Rs.)	Amount (Rs.)
Financial assets measured at FVTOCI						
(a) Investment in equity instruments						
Unquoted Equity Shares						
(i) India Card Technologies Pvt. Ltd.	19,900	10	-	19,900	10	1,97,806
(ii) Shankar Sales Promotion Pt. Ltd.	2,000	100	8,68,780	2,000	100	15,19,700
(b) Investment in Debt Instruments						
Unquoted Debt Instruments						
(i) Atul Properties Pvt. Ltd.	1,85,000	100	1,85,00,000	1,85,000	100	1,85,00,000
Total Investment FVTOCI			1,93,68,780			2,02,17,506
Total Non-Current Financial investments			1,93,68,780			2,02,17,506



Moneta Finance Private Limited - Financial Statements

(All amounts are in Rs.)

Notes to Financial Statements for the year ended March 31, 2019

5 Non-Current Financial Assets - Loans & Advances

Particulars	As at March 31, 2019	As at March 31, 2018
Loans & Advances		
Other Loans		
(a) Unsecured, considered good;	-	-
(b) Doubtful	20,62,593	20,62,593
Less : Provision for Doubtful debts	(20,62,593)	(20,62,593)
	-	-
	-	-
Total	-	-

6 Current Financial Assets - Cash & cash equivalents

Particulars	As at 31-Mar-19	As at 31-Mar-18
Cash & Cash Equivalents		
Balance with banks;	67,42,326	64,84,885
Cash on hands;	22,090	18,590
Total	67,64,416	65,03,475



Moneta Finance Private Limited - Financial Statements

(All amounts are in Rs.)

Notes to Financial Statements for the year ended March 31, 2019

7 (a) Equity Share Capital

Authorised Share Capital

(In Rupees)

	No of Shares	Amount
As at April 1, 2017	30,00,000	3,00,00,000
Increase during the year	-	-
As at March 31, 2018	30,00,000	3,00,00,000
Increase during the year	-	-
As at March 31, 2019	30,00,000	3,00,00,000

Movement in Equity Share Capital

	No of shares	Equity Share Capital par value
As at April 1, 2018	30,00,000	3,00,00,000
Add: Shares issued during the year	-	-
Add: Bonus shares issued during the year	-	-
Less: Share bought back during the year	-	-
As at March 31, 2019	30,00,000	3,00,00,000
Add: Shares issued during the year	-	-
Add: Bonus shares issued during the year	-	-
Less: Share bought back during the year	-	-
As at March 31, 2019	30,00,000	3,00,00,000

Equity Shares

The entire share capital of the Company is held by Himachal Futuristic Communication Ltd. and its nominees.

(i) Shareholders holding more than 5 percent of Equity Shares

Name of Shareholder	As at March 31, 2019 No. of share held	As at March 31, 2018 No. of share held
Himachal Futuristic Communications Ltd.	10,20,000	10,20,000
% of Holding	100.00%	100.00%
Amount (Rupees)	1,02,00,000	1,02,00,000

7 (b) Other Equity


	As at March 31, 2019	As at March 31, 2018
Securities Premium Reserve	1,26,00,000	1,26,00,000
Retained Earnings	32,43,146	38,53,724
	1,58,43,146	1,64,53,724

(i) Securities Premium Reserve

	As at March 31, 2019	As at March 31, 2018
Opening Balance	1,26,00,000	1,26,00,000
Received during the year	-	-
Closing Balance	1,26,00,000	1,26,00,000

(ii) Retained Earnings

	As at March 31, 2019	As at March 31, 2018
Opening Balance	38,53,724	49,50,343
Net profit for the period	2,38,148	(11,11,375)
Items of Other Comprehensive Income recognised directly in Retained Earnings	-	-
Equity Instruments measured at Fair value	(8,48,726)	14,756
Closing Balance	32,43,146	38,53,724



Moneta Finance Private Limited - Financial Statements

(All amounts are in Rs.)

Notes to Financial Statements for the year ended March 31, 2019

8 Other Current Liabilities

Particulars	As at March 31, 2019	As at March 31, 2018
Other Current Liabilities		
a) Others		
Expenses Paybles	68,280	61,800
TDS Payable	4,100	3,500
Total	72,380	65,300

9 Provisions

Particulars	As at March 31, 2019	As at March 31, 2018
Income tax provision	17,670	-
Total	17,670	-



Moneta Finance Private Limited - Financial Statements

(All amounts are in Rs.)

Notes to Financial Statements for the year ended March 31, 2019

10 Other Income

Particulars	For the year ended March 31, 2019	For the year ended March 31, 2018
Income on Fixed Deposits with bank	3,85,986	-
Total	3,85,986	-



Moneta Finance Private Limited - Financial Statements

(All amounts are in Rs.)

Notes to Financial Statements for the year ended March 31, 2019

11 Finance costs / Finance Income (Net)


Particulars	For the year ended March 31, 2019	For the year ended March 31, 2018
Finance Costs:		
Bank Charges	68	34
	68	34

12 Other expenses

Particulars	For the year ended March 31, 2019	For the year ended March 31, 2018
Auditors' Remuneration	48,380	41,300
Legal and Professional Charges	12,000	9,108
Travelling and Conveyance Expenses	2,500	2,600
Miscellaneous Expenditure	2,378	40
Accounting charges	24,000	24,000
Filing Fees	4,200	3,000
Provision for doubtful Debts	-	10,31,293
Total	93,458	11,11,341

13 Earning per Share (EPS)- In accordance with the Indian Accounting Standard (Ind AS-33)

	Year ended Mar. 31, 2019	Year ended March 31, 2018
(a) Basic & Diluted Earnings per share before extra ordinary items	Rs.	Rs.
Profit /(Loss) after tax	2,38,148	(11,11,375)
Less: Preference dividend		
Profit attributable to ordinary shareholders	2,38,148	(11,11,375)
Weighted average number of ordinary shares (used as denominator for calculating basic EPS)	10,20,000	10,20,000
Weighted average number of ordinary shares (used as denominator for calculating diluted EPS)	10,20,000	10,20,000
Nominal value of ordinary share	Re.10	Re.10
Earnings per share basic	0.23	(1.09)
Earnings per share diluted	0.23	(1.09)
(b) Basic & Diluted Earnings per share after extra ordinary items		
Profit /(Loss) after tax	2,38,148	(11,11,375)
Less: Preference dividend		-
Profit attributable to ordinary shareholders	2,38,148	(11,11,375)
Weighted average number of ordinary shares (used as denominator for calculating basic EPS)	10,20,000	10,20,000
Weighted average number of ordinary shares (used as denominator for calculating diluted EPS)	10,20,000	10,20,000
Nominal value of ordinary share	Re.10	Re.10
Earnings per share basic	0.23	(1.09)
Earnings per share diluted	0.23	(1.09)



14 Critical accounting estimates and judgments

The preparation of financial statements requires the use of accounting estimates which, by definition, will seldom equal the actual results. This note provides an overview of the areas that involved a higher degree of judgment or complexity, and of items which are more likely to be materially adjusted due to estimates and assumptions turning out to be different than those originally assessed. Detailed information about each of these estimates and judgments is included in relevant notes together with information about the basis of calculation for each affected line item in the financial statements.

The areas involving critical estimates or judgments are:

1. Estimation of contingent liabilities refer **Note 16**.

Estimates and judgments are continually evaluated. They are based on historical experience and other factors, including expectations of future events that may have a financial impact on the Company and that are believed to be reasonable under the circumstances.

15 Disclosure required under Micro, Small and Medium Enterprises Development Act, 2006 (the Act) are given as follows :

There is no liability towards amount and interest payable to Micro, Small and Medium enterprises as at March 31, 2019 (Previous Year Rs. Nil). Hence, other disclosures pursuant to the provisions of Micro, Small and Medium Enterprises Development Act 2006 are not applicable to the Company.

16 Commitments and Contingencies

(a) Contingent Liabilities not provided for in respect of :

	As at March 31, 2019 (Rs)	As at March 31, 2018 (Rs)
(i) Unexpired Letters of Credit	Nil	Nil
(ii) Guarantees given by banks on behalf of the Company	Nil	Nil
(iii) Claims against the Company not acknowledged as debt	Nil	Nil

(a) The Company's pending litigations comprise of claims against the Company and proceedings pending with Tax Authorities. The Company has reviewed all its pending litigations and proceedings and has made adequate provisions, wherever required and disclosed the contingent liabilities, wherever applicable, in its financial statements. The Company does not expect the outcome of these proceedings to have a material impact on its financial position.

(b) The Company periodically reviews all its long term contracts to assess for any material foreseeable losses. Based on such review wherever applicable, the Company has made adequate provisions for these long term contracts in the books of account as required under any applicable law/accounting standard.

(c) As at 31st March, 2019 the Company did not have any outstanding term derivative contracts.

(b) Capital Commitments

	As at March 31, 2019 (Rs)	As at March 31, 2018 (Rs)
Estimated amount of contracts remaining to be executed on capital account and not provided for (net of advances)	Nil	Nil

17 As required by Ind AS - 24 "Related Party Disclosures"

(i). Name and description of related parties.

Relationship	Name of Related Party
Holding Company	Himachal Futuristic Communications Ltd. (HFCL)

Note : Related party relationship is as identified by the Company and relied upon by the auditors.

(ii). Nature of transactions during the year - Nil

18 Deferred Tax

Particular	As at 31.03.2019		As at 31.03.2018	
	Liability	Assets	Liability	Assets
Mat Credit				
Others		-	1,957	-
Total	-	-	1,957	-
Net Deferred Tax: Assets / (Liabilities)		-		1,957

19 Financial risk management objectives and policies

The Company's principal financial liabilities, other than derivatives, comprise loans and borrowings and other payables. The main purpose of these financial liabilities is to finance the Company's operations. The Company's principal financial assets include loans, other receivables, and cash and cash equivalents that derive directly from its operations.

The Company's business activities expose it to a variety of financial risks, namely liquidity risk, market risks and credit risk. The Company's senior management has the overall responsibility for the establishment and oversight of the Company's risk management framework. The Company has constituted a Risk Management Committee, which is responsible for developing and monitoring the Company's risk management policies. The Company's risk management policies are established to identify and analyse the risks faced by the Company, to set appropriate risk limits and controls and to monitor risks and adherence to limits. Risk management policies and systems are reviewed regularly to reflect changes in market conditions and the Company's activities.

MANAGEMENT OF LIQUIDITY RISK

Liquidity risk is the risk that the Company will face in meeting its obligations associated with its financial liabilities. The Company's approach to managing liquidity is to ensure that it will have sufficient funds to meet its liabilities when due without incurring unacceptable losses. In doing this, management considers both normal and stressed conditions.

The following table shows the maturity analysis of the Company's financial liabilities based on contractually agreed undiscounted cash flows as at the Balance Sheet date.

	Notes Nos.	Carrying amount	Less than 12 months	More than 12 months	Total
As at March 31, 2019					
Trade payables		-	-	-	-
Deposits (Retention Money)		-	-	-	-
Obligations under finance lease		-	-	-	-
Other liabilities		-	-	-	-
As at March 31, 2018					
Trade payables		-	-	-	-
Deposits (Retention Money)		-	-	-	-
Obligations under finance lease		-	-	-	-
Other liabilities		-	-	-	-

Market Risk

Market risk is the risk that the fair value of future cash flows of a financial instrument will fluctuate because of changes in market prices. Market risk comprises three types of risk: interest rate risk, currency risk and other price risk, such as equity price risk. Financial instruments affected by market risk include loans and borrowings, deposits, FVTOCI investments.

The sensitivity analyses in the following sections relate to the position as at 31 March 2019 and 31 March 2018.

POTENTIAL IMPACT OF RISK	MANAGEMENT POLICY	SENSITIVITY TO RISK
1. Price Risk		
The company is mainly exposed to the price risk due to its investment in equity instruments. The price risk arises due to uncertainties about the future market values of these investments.	In order to manage its price risk arising from investments, the Company diversifies its portfolio in accordance with the limits set by the risk management policies.	As an estimation of the approximate impact of price risk investments in equity instruments, the Company has calculated the impact as follows.
Equity Price Risk is related to the change in market reference price of the investments in equity securities.		
2. INTEREST RATE RISK		
Interest rate risk is the risk that the fair value or future cash flows of a financial instrument will fluctuate because of changes in market interest rates. The Company's exposure to the risk of changes in market interest rates relates primarily to the Company's long-term debt obligations with floating interest rates.		
Company do not has Fixed deposits with Banks.		

Credit Risk

Credit risk is the risk that counterparty will not meet its obligations under a financial instrument or customer contract, leading to a financial loss. The Company is exposed to credit risk from its operating activities (primarily trade receivables) and from its financing activities, including deposits with banks and financial institutions and other financial instruments.

Trade Receivables

Company do not have trade receivables, hence no customer credit risk.


Financial instruments and cash deposits

Credit risk from balances with banks and financial institutions is managed by the management in accordance with the Company's policy. Counterparty credit limits are reviewed by the management on an annual basis, and may be updated throughout the year. The limits are set to minimise the concentration of risks and therefore mitigate financial loss through counterparty's potential failure to make payments.

The Company's maximum exposure to credit risk for the components of the balance sheet at 31 March 2019 and 31 March 2018 is the carrying amounts as illustrated in Note 15 except for financial guarantees. The Company's do not have exposure relating to financial guarantees and financial derivative instruments.

Capital management

Capital includes issued equity capital and share premium and all other equity reserves attributable to the equity holders. The primary objective of the Company's capital management is to maximize the shareholder value.



Particulars	31-Mar-19 INR	31-Mar-18 INR
Borrowings (Excl preference shares)	-	-
Redemable preference shares	-	-
Trade Payables	-	-
Other Payables	72,380	65,300
Less : Cash and Cash equivalents (Note 6)	(67,64,416)	(65,03,475)
Deposits	-	-
Total Debt	N.A.	N.A.
Convertible preference shares	-	-
Equity	2,60,43,146	2,76,74,631
Total Capital	2,60,43,146	2,56,53,724
Capital and Total debt	2,60,43,146	2,66,53,724
Gearing ratio	N.A.	N.A.

The Company manages its capital structure and makes adjustments in light of changes in economic conditions and the requirements of the financial covenants. The Company monitors capital using a gearing ratio, which is net debt divided by total capital plus net debt.

No changes were made in the objectives, policies or processes for managing capital during the years ended 31 March 2019 and 31 March 2018.

20 **Financial Instruments by category**

Particulars	Mar-19			Mar-18		
	FVTPL	FVTOCI	Amortised Cost	FVTPL	FVTOCI	Amortised Cost
1) Financial Assets						
I) Investments						
A) Equity Instruments						
i) Structured entity Equity Instrumen	-	8,68,780	-	-	17,17,506	-
C) Debentures & Bonds	-	-	1,85,00,000	-	-	1,85,00,000
D) Bank deposits	-	-	-	-	-	-
II) Trade receivables	-	-	-	-	-	-
III) Cash and Cash equivalents	-	-	67,64,416	-	-	65,03,475
IV) Other Bank balances	-	-	-	-	-	-
V) Security deposit for utilities and prem	-	-	-	-	-	-
VI) Other receivables	-	-	-	-	-	-
1) Total financial assets	-	8,68,780	2,52,64,416	-	17,17,506	2,50,03,475
2) Financial liabilities						
I) Borrowings						
A) From Banks	-	-	-	-	-	-
B) From Others	-	-	-	-	-	-
C) Preference Shares	-	-	-	-	-	-
II) Obligations under Finance Lease	-	-	-	-	-	-
III) Deposits	-	-	-	-	-	-
IV) Trade payables	-	-	-	-	-	-
V) Other liabilities	-	-	72,380	-	-	65,300
Total Financial liabilities	-	-	72,380	-	-	65,300

1. Fair Value measurement


Fair Value Hierarchy and valuation technique used to determine fair value :

The fair value hierarchy is based on inputs to valuation techniques that are used to measure fair value that are either observable or unobservable and are categorized into Level 1 , Level 2 and Level 3 inputs.

A) Year Ending 31st March 2019

Financial Assets measured at Fair Value recurring fair Value measurements at 31 03-2019	Note Nos.	Level 1	Level 2	Level 3
Financial Assets				
FVTOCI				
Structured entity				
a) India Card Technologies Pvt. Ltd.	4	-	-	-
b) Shankar Sales Promotion Pt. Ltd.	4	-	8,68,780.0	-
Total Financial Assets		-	8,68,780.0	-

Assets and Liabilities which are measured at Amortised Cost for which fair value are disclosed at 31-03-2019	Note Nos.	Level 1	Level 2	Level 3
Financial Assets				
Investments				
Debentures and bonds	4	-	1,85,00,000	-
Total Financial Assets		-	1,85,00,000	-



B) Year Ending 31st March 2018

Financial Assets measured at Fair Value recurring fair Value measurements at 31-03-2018	Note Nos.	Level 1	Level 2	Level 3
Financial Assets				
FVTOCI				
Structured entity				
a) India Card Technologies Pvt. Ltd.	4		1,97,806	-
b) Shankar Sales Promotion Pt. Ltd.	4		15,19,700	-
Total Financial Assets		-	17,17,506	-

Assets and Liabilities which are measured at Amortised Cost for which fair value are disclosed at 31-03-2018	Note No.	Level 1	Level 2	Level 3
Financial Assets				
Investments				
Debentures and bonds	4	-	1,85,00,000	-
Total Financial Assets		-	-	-

Significant estimates

The fair value of financial instruments that are not traded in an active market is determined using valuation techniques. The Company uses its judgement to select a variety of methods and make assumptions that are mainly based on market conditions existing at the end of each reporting period. For details of the key assumptions used and the impact of the changes to these assumptions.

21 Previous years figures have been regrouped/reclassified wherever necessary and the figures have been rounded off to the nearest rupee.

